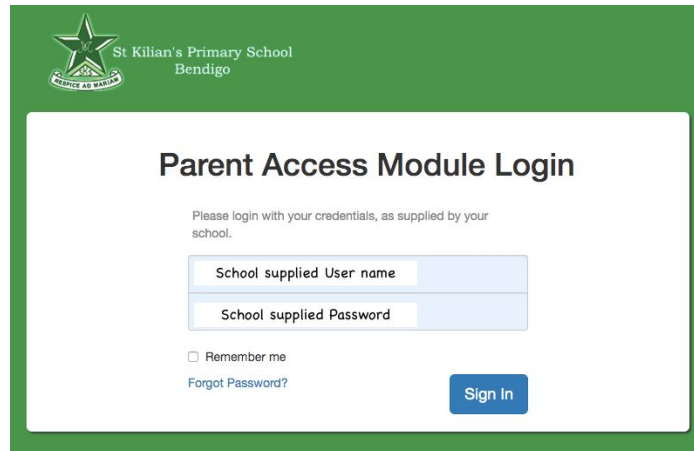


The Parent Access Module (PAM) User Guide

The Parent Access Module (PAM) provides parents online access to a range of information specific to your child/ren. This guide outlines the steps to access the various sections of PAM.

Open your web browser, and Type <https://pam.sk Bendigo.catholic.edu.au/> into the address bar.

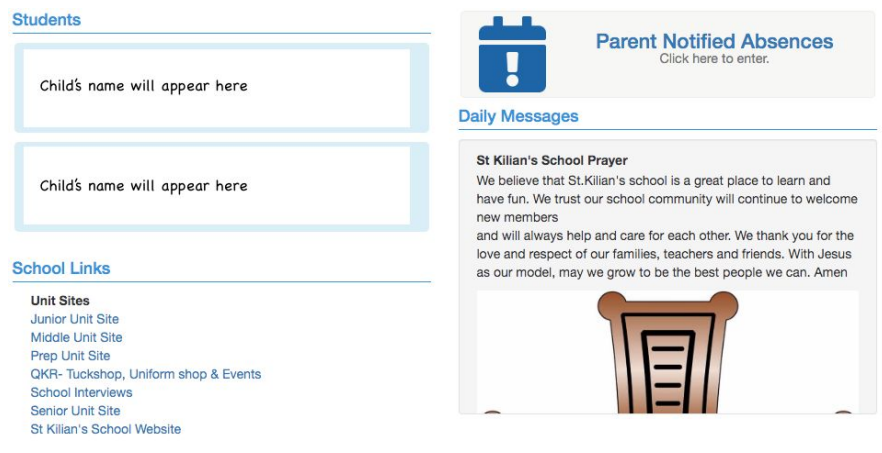
You will then be presented with the PAM log-in screen for St Kilian's School. Enter your PAM Username and PAM Password as provided to you in the letter previously sent to parents regarding PAM access.



Parents requiring further assistance with their username and password are asked to email the school (gafeadmin@sk Bendigo.catholic.edu.au) to arrange this.

Once logged-in, you will then be presented with the following screen:

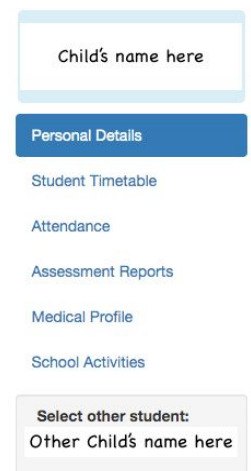
- Students – lists your child/ren at the St Kilian's, with their student photo, Year Level, Homeroom and House.
- Daily Messages.
- School Links



From here, you can click on your child/ren name or photo in the Students section to view more specific details.

When you click on the name of your child, you will be directed to a screen similar to the following:

- The left-hand pane allows you to switch to other areas of PAM - Student Timetable, Attendance, Assessment Reports, Medical Profile and School Activities.
- The right-hand pane displays your child's Personal Details (as per the information we currently have).



If you have any questions please contact gafeadmin@sk Bendigo.catholic.edu.au